



Solid, simple and smart:
advanced reliability in compressed air

RMF 111-160/RMF 111-160 IVR



MARK



In an ideal world, you never have to think about compressed air. It just has to be there when you need it, as practical and cost-effective as possible. Mark's 110-160 kW screw compressors are designed and built to give you that essential combination of reliability and efficiency. Easy to install, use and service, you can count on the RMF to produce the quality air that keeps your production going.



Low operational costs

- Lower energy costs thanks to in-house designed, high-efficiency screw element.
- Up to 30% Variable Speed Drive energy savings.
- Helps you move toward a green production with lower emissions.
- Monitor and optimize your compressor remotely with ICONS.

Always reliable

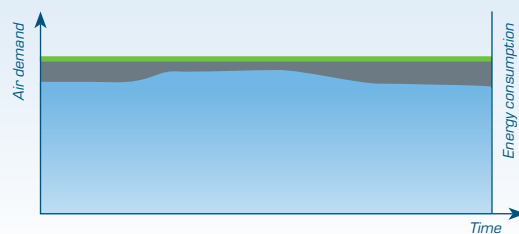
- Reliable operation, even in 46°C.
- The inverter's electrical cubicle can withstand up to 55°C.
- IP55-enclosed drive train for dependable performance in dusty and humid conditions.

An RMF for stable and for fluctuating air demand

How you use your compressor greatly determines your operational costs. That is why our 110-160 kW series includes a fixed-speed model for stable air usage and a VSD version for fluctuating air demand.

RMF 111-160 FIXED-SPEED

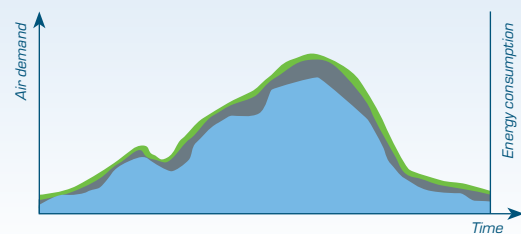
- Up to +5% Free Air Delivery compared to the previous fixed-speed model.
- Reliable performance, even in tough conditions.
- Up to €45,000 in energy savings (versus market average).



● Air demand ● Air losses ● Energy consumption

RMF 111-160 IVR VSD

- +5% Free Air Delivery compared to the previous VSD model.
- Up to 30% extra energy savings.
- Inlet valve with up to 20% less servicing time.



● Air demand ● Air losses ● Energy consumption

Your steady, sturdy production companion



Focus on your core business

The RMF 111-160 will not let you down. From the outside in, it starts with a robust canopy that can withstand the hottest, dirtiest and dustiest conditions. Looking in, the RMF features maintenance-free components that ensure a higher uptime. Consumables with a long lifetime minimize downtime, as well as your operational costs.

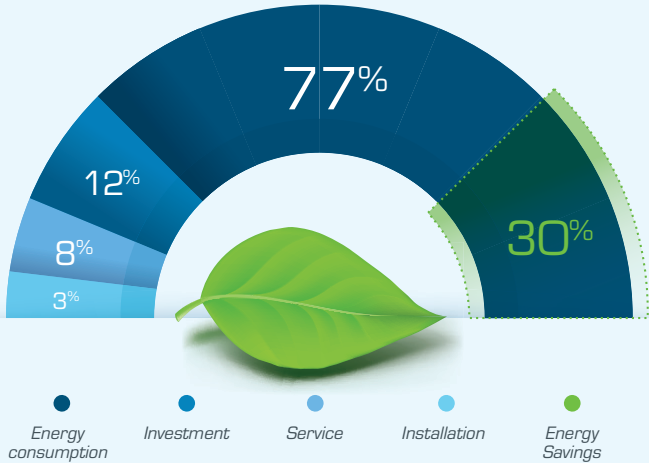


Easy operation

We know you have no time to lose. That is why we designed the RMF 111-160 to be easy to use and service. The intuitive ES4000^T controller offers a host of air system management and monitoring options. The touchscreen gives you status updates and service alerts before performance becomes a problem. Servicing your RMF is just as straightforward and hassle-free. The service panels can be removed quickly for immediate access to all mechanical and electrical components to ensure swift maintenance with minimal downtime.

Variable Speed Drive for energy savings

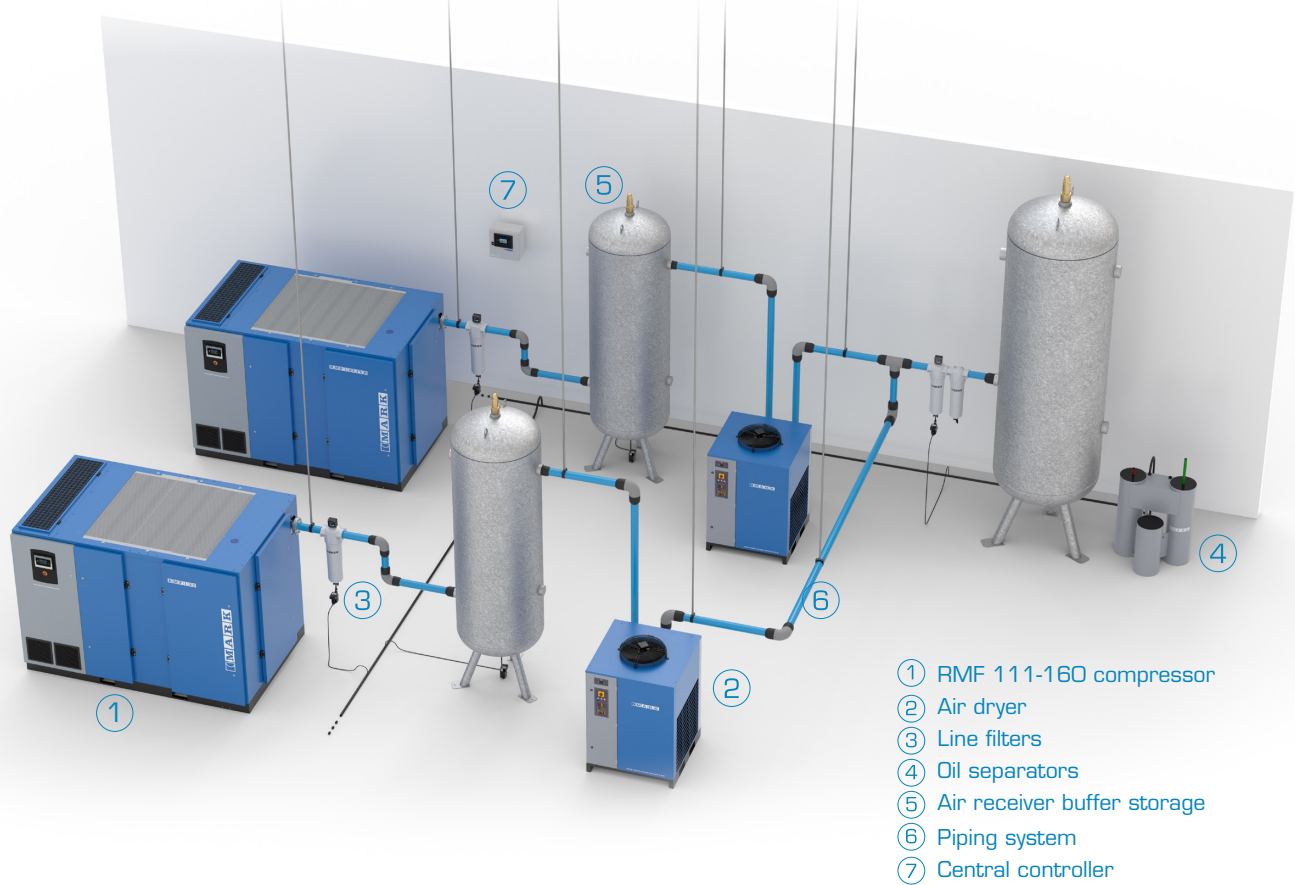
If you have a stable compressed air demand, a fixed-speed compressor will work just fine for you. However, if your air use fluctuates during the day or week, a compressor always running at 100% will waste a lot of energy. Mark's RMF 111-160 IVR Variable Speed Drive (VSD) compressors adjust their motor speed to follow your air demand as it goes up and down. The result: up to 30% energy savings. As energy takes up more than 70% of the cost of owning and operating a compressor, these savings quickly add up.





We've got your compressed air covered

Of course you want to get the most out of your RMF 111-160. Extend the Mark reliability and performance throughout your compressed air system.



ICONS

Increased reliability, powered by ICONS

With the **Intelligent CONnectivity System** (ICONS), you get data and insights from your machines delivered to your computer, tablet or smartphone.

- Get **notified** by text or email whenever your machine requires your attention.
- Control your **maintenance costs** and ensure a longer machine life.
- Increase the **reliability** of your machine by identifying problems before they become a threat to the continuity of your production.



Boost your efficiency with the Econtrol6

Are you operating multiple compressors? Synchronize your machines and increase the reliability of your air supply with the **EControl6** central controller solution. One single touchscreen display gives you a host of air system management options. This includes narrowing down the operating pressure band for maximum energy savings. You can also equalize the running hours of your compressors to save on maintenance costs.

Save big with energy recovery

If you are looking to reduce the cost of owning and operating your compressor, energy recovery will probably have the biggest financial impact. Mark's energy recovery technology captures the waste heat of your compressor and uses it for water or space heating, industrial cleaning and sanitary facilities. Up to 75% of compression heat can be recovered, which means adding an energy recovery system to your RMF 111-160 will help you generate significant energy savings.



Inside the RMF 111-160

Inverter: Electrical cubicle can withstand up to 55°C.

All-new compression element: Gives you improved Free Air Delivery and Specific Energy Requirement.

New unloader & inlet valve: Optimizes inlet flow to the screw element and offers a 20% reduction in service time.

ES4000⁺ controller: Offers easy control thanks to its large 4.3" color touchscreen display in 30+ languages. Warning and service indications help keep your RMF 111-160 running optimally.



Available options

- **Integrated energy recovery**
- **8000-hour premium synthetic oil**
- **Food-grade oil**
- **Freeze protection**
- **Electronic water drain**
- **Heavy duty pre-filtration**
- **Water-cooled version**

Warranty Service Package

With a Warranty Service Package, all your equipment needs are fully covered for up to 5 years. We take care of all your routine and non-routine services, so you can focus on your core business.



Enjoy **full warranty coverage** up to 5 years including expert on-time service, original parts and periodic upgrades.

By executing services efficiently and safely, we **avoid unexpected problems** before they arise, so you can benefit from the increased uptime of your compressed air installation.

By using original parts that are specifically designed for your compressed air installation, we **protect your investment** and ensure a higher efficiency and a longer lifetime of your machines.

Service packages can be customized and tailored according to your needs. Your local authorized service provider will be happy to provide you with more information.



Technical specifications

RMF 111-160

Model	Max Working Pressure	FAD			Motor Power		Noise	Weight	Dimensions		
		m ³ /h	l/s	cfm	kw	hp	Db	kg	Length	Width	Height
RMF 111	7	1299.6	361.0	764.9	110	150	77	3140	2874	1754	1982
	8.5	1161.3	322.6	683.5							
	10	1066.6	296.3	627.8							
	13	906.8	251.9	533.7							
RMF 132	7	1546.1	429.5	909.9	132	180	77	3180	2874	1754	1982
	8.5	1418.4	394.0	834.8							
	10	1296.6	360.2	763.1							
	13	1065.6	296.0	627.2							
RMF 160	7	1718.7	477.4	1011.6	160	220	78	3440	2874	1754	1982
	8.5	1628.3	452.3	958.3							
	10	1501.2	417.0	883.5							
	13	1202.4	334.0	707.7							

Unit performance measured according to ISO 1217, Annex C, latest edition.
Noise level measured according to ISO 2150 with optional baffle.

RMF 111-160 IVR

Model	Working Pressure	Max FAD									Motor Power		Noise	Weight	Dimensions		
		7	7	7	8.5	8.5	8.5	10	10	10	kw	hp	Db	kg	Length	Width	Height
RMF 111 IVR	4-10 bar	1335.6	371.0	786.1	1162.8	323.0	648.4	1116.0	310.0	656.8	110	150	77	3320	2874	1754	1982
RMF 132 IVR		1529	424.8	900	1496	415.5	880	1376	382.2	810	132	180	77	3420			
RMF 160 IVR		1806	501.8	1063	1663	462.0	979	1528	424.5	900	160	220	78	3640			

Unit performance measured according to ISO 1217, Annex E, latest edition.
Noise level measured according to ISO 2150 with optional baffle.

All technical data for air-cooled machines without integrated dryer. For technical data of water-cooled machines or machines with integrated dryer, please contact your local salesforce.



Contact your local representative:

www.mark-compressors.com

6999200550



CARE

Care is what service is all about: professional service by knowledgeable people, using high-quality original parts.

TRUST

Trust is earned by delivering on our promises of reliable, uninterrupted performance and long equipment lifetime.

EFFICIENCY

Equipment efficiency is ensured by regular maintenance. Efficiency of the service organization is how Original Parts and Service make the difference.

© 2020, Mark. All rights reserved. All mentioned brands, product names, company names, trademarks and service marks are the properties of their respective owners. Our products are constantly being developed and improved. We thus reserve the right to modify product specifications without prior notice. Pictures are not contractually binding.

